



**M&I**

400

## **M&I-400 - Mechatronics & Industry 4.0**

Let students learn by practising on an innovative next-generation platform!





INTERNATIONAL TRAINING



SMC Corporation is world leader in producing and supplying automation and pneumatic components, with over 60 years experience, working in over 80 countries.

### SMC INTERNATIONAL TRAINING - THE EDUCATIONAL DIVISION OF SMC

We can bring you up to speed with all the latest developments in industrial automation to help give you the expertise and technical skills required in today's competitive market.

Taking INDUSTRY's needs as benchmark, our products target universities, vocational training centres and technical training centres, plus major companies who provide their own training internally.

Discover our wide range of solutions in:

- SOFTWARE / eLEARNING - online courses to give you theoretical knowledge in automation technologies, simulation software in automation technologies and the online emulation platform for developing and controlling digital twins.
- TECHNOLOGY TRAINERS - thirteen different product families that allow you to develop skills in specific technologies such as pneumatics, hydraulics, electricity and control, sensors, mechanics or robotics.
- PROCESS CONTROL - two product families specifically designed to develop skills in the field of industrial process control.
- MECHATRONICS - eight different product families designed for training in multiple mechatronics and industrial automation technologies.
- INDUSTRY 4.0 - three product families designed to work with industry 4.0 technologies, advanced manufacturing concepts and the reality of the connected company. As well as special editions of three of the mechatronics families, including Industry 4.0 technologies.
- CERTIFICATION - a comprehensive international certification programme endorsed by the SMC Competence Center.

For more information, visit [www.smctraining.com](http://www.smctraining.com)





## Contents

- Introduction to Industry 4.0 .....4
- What is Industry 5.0? .....5
- M&I-400: General overview .....6
- M&I-400: Stations .....12
- M&I-400: Technologies .....19
- M&I-400: Configurations .....20
- M&I-400: Management software .....22
- M&I-400: Reference configuration .....24
- M&I-400: Optional add-ons.....25
- M&I-400: Configuration considerations .....25

*\* The content of this document  
may change without prior notification.*

## Why Industry 4.0?

Because digitalization is changing our lives. The way we work, relate with each other and consume are different and companies need to adapt to that reality.

Customer requirements:

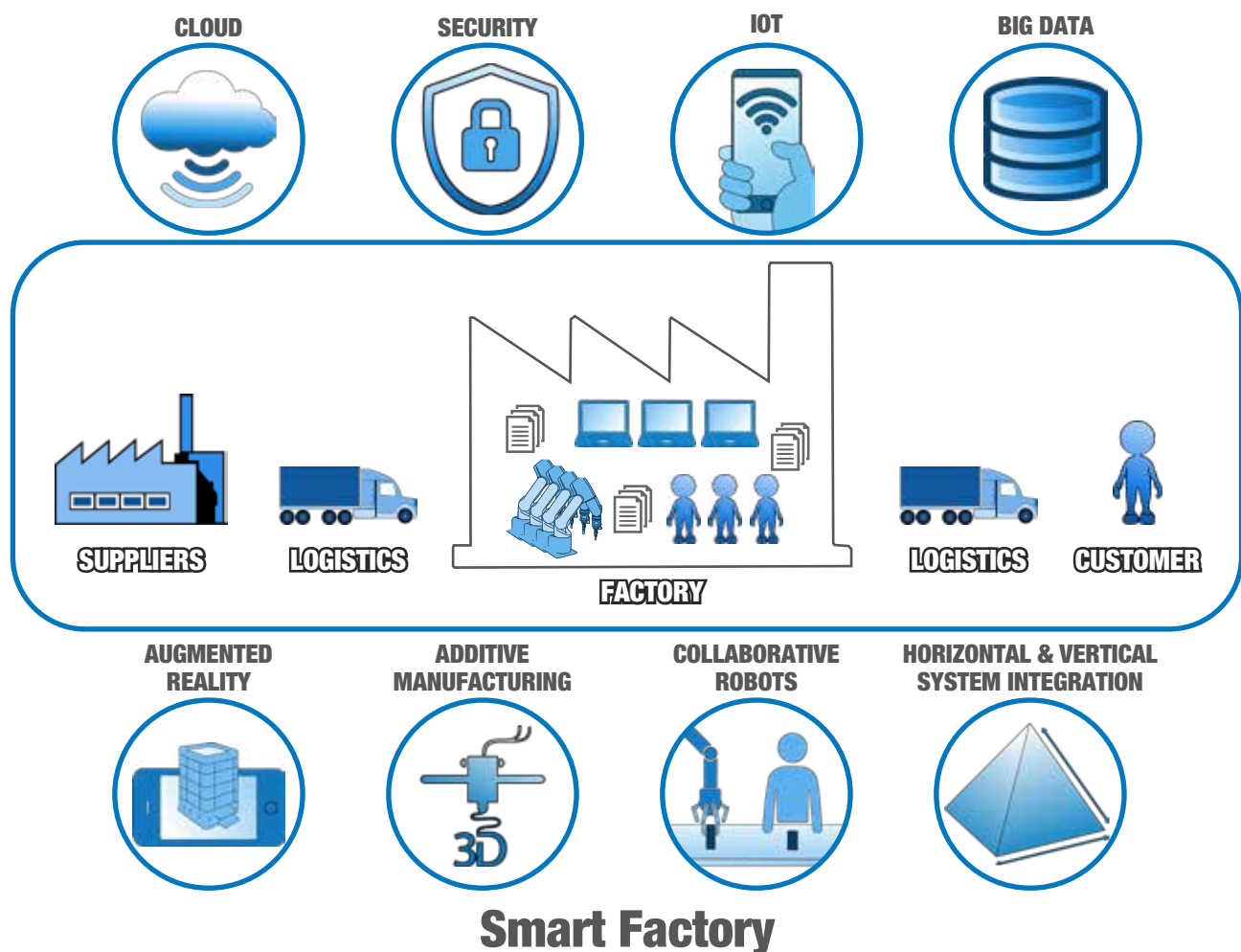
- Personalisation. Batch size one.
- 24/7 online shopping.
- Full tracking of the order/shipment.
- Competitive prices.
- Fast delivery.
- New products.

Industrial revolutions throughout history:

- 1st - Mechanisation, steam engine...
- 2nd - Mass production, electricity...
- 3rd - Automated production, computers...
- 4th - Cyber-physical systems.

## Technology at the service of the business

Companies need highly qualified experts able to interact with factories and intelligent machines, to respond to the needs of customers.

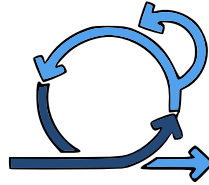


## Benefits of Industry 4.0

Industry 4.0 brings with it significant business value for companies. Its main benefits are:




**EFFICIENCY**



**AGILITY**



**INNOVATION**



**INCREASED CUSTOMER  
SATISFACTION**



**REDUCED COSTS**



**INCREASED REVENUE**

## What is Industry 5.0 or Society 5.0?

The concept of Industry 5.0 complements Industry 4.0, making research and innovation drive the transition towards a [sustainable, human-centred and resilient industry](#).

While Industry 4.0 is primarily a techno-economic vision, describing how industry uses technology to function better in a changing world and economy, Industry 5.0 focuses its vision on the impact that industry can have on society.

That's why the [M&I-400](#) system presented below has been designed, not only focussing on the use and training of the technologies used by [INDUSTRY 4.0](#), but also taking into account important aspects such as [SUSTAINABILITY](#) and [PEOPLE](#).





Discover the cyber-physical system,  
compact and modular, which allows us to  
enter the reality of the Smart Factory



The training equipment for developing skills in  
mechatronics and industry 4.0 technologies





Scan to browse  
the web



Let students learn by practising on an innovative  
next-generation platform!

**M&I-400**  
Mechatronics and Industry 4.0



400

## M&I-400 - Mechatronics and Industry 4.0

M&I-400 is a learning system designed to help technology instructors who are looking for innovative formulas to help their students to develop skills and get used to the most sought after mechatronics and industry 4.0 technologies.

Designed to help the instructor

This training equipment makes it possible to carry out projects and activities that motivate students during their practical classes due to the relevance of the integrated industrial components and its attractive design.

M&I-400 emulates a highly automated factory, where different types of products are produced, packed and shipped. The M&I-400 training system makes it possible to work on advanced and connected manufacturing concepts.

Its modular nature allows the user to configure the system that best suits their needs, also enabling staggered growth over time. Starting from an initial basic configuration, a subsequent expansion is possible, adding new work stations and, therefore, new technologies.

The M&I-400 training equipment offers a professional training experience that matches the industrial reality, where all the components are of standardised use in the industry. What's more, it's a flexible system that allows the user to customise certain parameters, such as the range of controller used.





Scan to watch  
the video





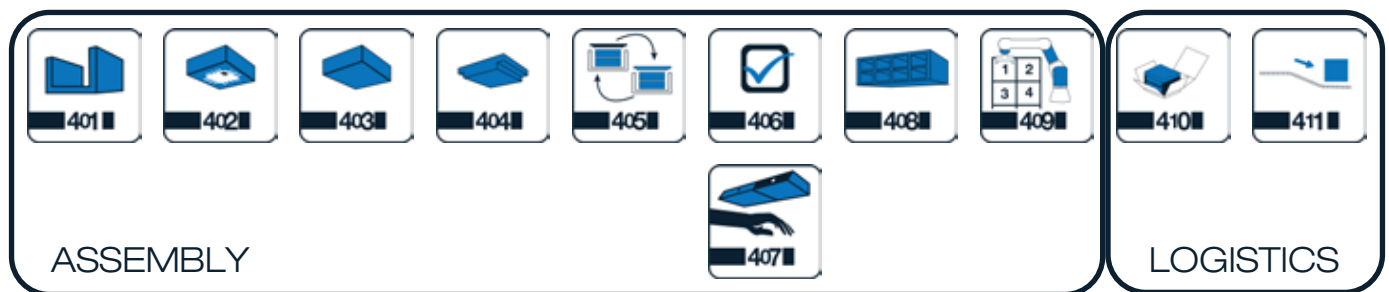
## M&I-400 - Conceptual layout

The M&I-400 training equipment has two work areas, the assembly area and the logistics area.

- **ASSEMBLY:** The assembly process is made up of 9 sequential stations. During this process, the container is supplied, as well as the different fillings, smart or basic. As well as this, the capping, quality inspection and storage of the product takes place.

“Pick to Light” Station - The M&I-407 corrections station is included in the assembly process. It's a guided correction station, with manual interaction, where PTL (Pick / Put to Light) technology is used.

- **LOGISTICS:** The logistics block is made up of 2 stations, also sequential, the packing station and the dispatch station. In this part of the process, the products can be packed in secondary packaging and then dispatched along the different ramps.



## M&I-400 - The products

The M&I-400 training equipment makes it possible to carry out multiple product configurations:

- Content type: smart (iProduct) or basic.
- Smart content settings: colour definition (6 options available).
- Basic content settings: number of fillings to include (none, 1 or 2 heights).
- Cap colour: white, blue, black or no cap.
- Secondary packaging: Possibility of packing the product in a box.



**SUSTAINABILITY**

SUSTAINABILITY is an important factor that has been taken into consideration during the conception and design of this system. That's why all of the materials that make up the products made by the M&I-400 system are reusable, avoiding the use of disposable consumables.

## M&I-400 - Stations

The M&I-400 stations have a new and attractive design. It's a compact design that makes it possible to integrate a larger number of technologies into less space.

The station concept is also modular, made up of five blocks that are interconnected with each other in a very intuitive way via connectors. The five basic models are:

- The structure, with a distinguishing aesthetic finish.
- The transport system in its two pneumatic and electric versions.
- The electrical cabinet with integrated control.
- A control panel.
- The table where the functional blocks of each station are located.

New and  
attractive design!



Each station has TWO CONTROLLERS, one in the main cabinet for station control and another located in the transport module. It's worth highlighting the autonomy of the transport system which, thanks to the inclusion of a PLC, can operate as an independent unit simply by connecting it to a power supply.







M&I-400 is composed of up to 11 independent stations with integrated control.

The production, packaging and dispatch of different types of products are carried out at the different processing stations. All managed using an M.E.S. system.

Each of the M&I-400 system stations carries out a different part of the process.



## • M&I-401 - Container feeding, checking and rejecting station



The function of this station is to feed containers to the system, which are stored in a gravity feeder.

All of the containers have an RFID tag that allows them to be identified and traced throughout the whole process.

Once supplied, the position of the container is verified and, if this is not correct, the container is rejected and removed from the system.



680x482x1300mm

## Program in Arduino IDE!

## • M&I-402 - iProduct feeding station



This station feeds the smart fillings (iProduct) from a horizontal store and inserts them into the product container.

This smart filling, based on a compact development board with an integrated microcontroller, will light up with the colour defined for the product to be manufactured, identified in the RFID tag. The iProduct has 6 different colours that the product can be illuminated with.



680x482x1300mm

• **M&I-403** - Filling feeding station



This station feeds the basic fillings from a vertical store and inserts them into the product container.

One or two heights of this type of filling can be inserted. The quantity to be fed will be defined in the RFID tag according to the product being manufactured.

This station has built-in security technologies. It has an electromagnet closure that only allows it to be opened in order to refill the raw material safely.



680x482x1350mm

• **M&I-404** - Lid sorting and feeding station



There are three different types of caps according to their colour: white, blue and black.

This station feeds the caps to an index plate where they are sorted. Then, it fits the cap for the product being manufactured, identified in the RFID tag, onto the container.



680x482x1250mm

## • M&I-405 - Disturbance station



680x482x1200mm



This station is 100% educational. It aims to create disturbances / modifications, in the manufactured product.

You can choose which orders will have disturbances in the management software. These disturbances are created randomly, following a predefined percentage.

The station will modify the product components - type and/or amounts of filling, and/or cap - based on the defined disturbances.



## • M&I-406 - Final inspection and rejection station



680x482x1200mm



This station carries out quality control of the product once assembled, and rejects it if the result of the inspection is unsatisfactory. To do this, it has an artificial vision camera.

This camera has the option of creating a history with the photos taken, providing a database of photos that the user can use to carry out their own projects.





**Pick to Light -  
Assisted manual interaction**

- **M&I-407** - Assisted manual interaction station



If the M&I-406 station rejects the product in manufacturing, its defects can be corrected so that it can be re-entered into the system.

This station allows the defective product to be corrected and recovered through manual interaction, assisted by "Pick to Light" technology. Using numerical and luminous indicators, this technology guides the user in correcting the components.

The station has a key user identification system with integrated RFID that, depending on the type of user, will allow different actions to be carried out.



680x482x1250mm



- **M&I-408** - Pneumatic warehouse station



The function of this station is to store the finished product.

It has a vertical store with 8 positions, where the product containers are placed through pneumatic handling.



680x482x1250mm



### • **M&I-409** - Robotic warehouse station



The function of this station is to store the finished product, using robotic technology.

It has a horizontal store with 8 positions, where the collaborative robot places the products being manufactured.



680x482x1400mm

### • **M&I-410** - Packaging station



The function of this station is to insert the finished product into secondary packaging, a box, for subsequent dispatch.

The secondary packaging is labelled beforehand, incorporating a barcode to identify the product.



680x482x1350mm



• **M&I-411** - Dispatching station



The finished product will be dispatched from this station.

The station has 2 different ramps, each with 2 locations. Each ramp has an indicator light that makes it possible to identify the location of the ramp.



680x482x1200mm

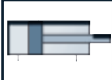




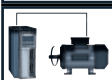










## M&I-400 - Technologies

The M&I-400 stations have a new and attractive design. It's a compact design that makes it possible to integrate a larger number of technologies into less space. The M&I-400 system includes the following technologies per station, some of which are common to all stations.

The most sought after mechatronics and industry 4.0 technologies

	401	402	403	404	405	406	407	408	409	410	411
 PNEUMATICS	✓	✓	✓	✓	✓	✓		✓		✓	✓
 SENSORS	✓	✓	✓	✓	✓		✓			✓	✓
 ARTIFICIAL VISION						✓					
 MANIPULATORS	✓	✓	✓	✓	✓	✓		✓	✓	✓	✓
 PICK TO LIGHT							✓				
 MOTION CONTROL	✓	✓		✓	✓					✓	✓
 VACUUM		✓		✓	✓					✓	
 ELECTRIC ACTUATORS	✓	✓		✓	✓					✓	✓
 ENERGY EFFICIENCY	✓	✓	✓			✓					✓
 SAFETY			✓								
 IO-Link SMART DEVICES	✓	✓	✓	✓	✓	✓		✓		✓	✓
 COLLABORATIVE ROBOTICS									✓		

Technologies that are common to all stations:

 INDUSTRIAL COMMUNICATION	 HMI	 DISTRIBUTED I/O	 MANAGEMENT SOFTWARE	 WEB SERVICES	 ELECTRICAL PANEL	 IDENTIFICATION SYSTEMS	 INDUSTRIAL CONTROLLERS	 MQTT
---	--	--	--	---	---	---	---	---

## M&I-400 - Possible configurations

The modularity and flexibility of the M&I-400 training system allows multiple configurations, from a minimum of 2 stations, to the complete system of 11 stations.

### 8 station configuration - Assembly & Logistics



Enter the product configurator and access the specifications and technical descriptions!

### Complete configuration - 11 stations



3 station configuration -  
Logistics



Many configurations possible!

5 station configuration -  
Assembly





## M&I-MES - Management software

This allows the user to control and manage the M&I-400 system, storing and monitoring all process data. It is structured in four blocks: management, movement, supervision and administration.



### MANAGEMENT MODULE

This module allows you to manage resources and send orders to the system. There are different functions within this module:

- **Order Management:** allows you to create, view, edit, and delete orders in the M&I-400 system. You can send different types of orders: MTS (Make to stock), MTO (Make to order), shipping or a combination of MTO and shipping.
- **Product management:** allows you to create different products, choosing between the existing raw material options, as well as naming the product created.
- **Customer management:** allows you to create, view, edit and delete the customers that have placed orders in the M&I-400 system.
- **Dispatcher:** this is the function in charge of sending orders. The disturbance configuration will be selected from this function if the M&I-405 station is available.
- **Warehouses:** M&I-400 has 2 warehouse-type stations. From this function, both warehouses will be displayed and can be edited, as well as making it possible to select the warehouse filling policy if both stations are available.





## MOVEMENT MODULE

This module defines the physical layout and allows you to view the status of the system. There are different functions within this module:

- **Physical layout:** allows you to define the physical layout of the stations, activating those that are available.
- **System Status:** this feature allows you to view the status of each station. You can monitor when a station is in use or on alert, find out if the stations are connected, the work in progress and change the operating mode of the system.



## SUPERVISION MODULE

This module monitors the alarms and the traceability of the orders. There are different functions within this module:

- **Tracking:** allows you to view the progress and tracking of customer orders, manufacturing and shipping orders, and products, both in real time and in order history.
- **Notifications:** this is an alarm and notifications manager. Notifies the user, in real time, of an alarm and also saves a history of notifications with data on resolution times, product being manufactured related to the alarm, etc.



## ADMINISTRATION MODULE

This module allows you to edit the data of the user that you are working with in the management software.



## M&I-400 - Reference configuration

The M&I-400 training system allows you to choose from a series of options in its different stations. The M&I-400 order references are as follows:

Reference for stations with the possibility of including WiFi AP & Server\*

### M&I-401 / M&I-408 / M&I-409

*\*There must be ONE station with WiFi AP & Server in an M&I-400 system.  
It's a good idea to make it the first in the configuration.*

**MAI** **401** **W** - **1** - **1**

1
2
3
4

1	401	M&I-401 – Container feeding, checking and rejecting station
	408	M&I-408 – Pneumatic warehouse station
	409	M&I-409 – Robotic warehouse station

2	W	With WiFi AP & Server
	-	Without WiFi AP & Server

3	1	HMI advanced
	2	HMI standard

4	1	PLC Siemens S7-1500
	2	PLC Siemens S7-1200

Reference for the rest of the stations: **M&I-402 / M&I-403 / M&I-404 / M&I-405 / M&I-406 / M&I-407 / M&I-410 / M&I-411**

**MAI** **402** - **1** - **1**

1
2
3

1	402	M&I-402 – iProduct feeding station
	403	M&I-403 – Filling feeding station
	404	M&I-404 – Lid sorting and feeding station
	405	M&I-405 – Disturbance station
	406	M&I-406 – Final inspection and rejection station
	407	M&I-407 – Assisted manual interaction station
	410	M&I-410 – Packaging station
	411	M&I-411 – Dispatching station

2	1	HMI advanced
	2	HMI standard

3	1	PLC Siemens S7-1500
	2	PLC Siemens S7-1200

Reference for the M&I-MES management system

**MS-MAI-MES**

## M&I-400 - Optional add-ons

The M&I-400 system has a range of optional add-ons.

- Raw material

The raw material is required for the operation of the system. All stations include the station's own raw material. If additional raw material is needed, the following references are available on request.

RM-MAI-CONT-08	Containers with integrated RFID tag for M&I-401 station (8 units)
RM-MAI-IPROD-08	iProduct smart filling for M&I-402 station (8 units)
RM-MAI-BAS-16	Basic filling for station M&I-403 (16 units)
RM-MAI-BLID-08	Blue caps for station M&I-404 (8 units)
RM-MAI-BLLID-08	Black caps for station M&I-404 (8 units)
RM-MAI-WLID-08	White caps for station M&I-404 (8 units)
RM-MAI-PACK-06	Secondary packaging with BCR code for M&I-410 station (6 units)
RM-MAI-RFID-08	RFID tags for containers supplied at the M&I-401 station (8 units)

- eLEARNING-200

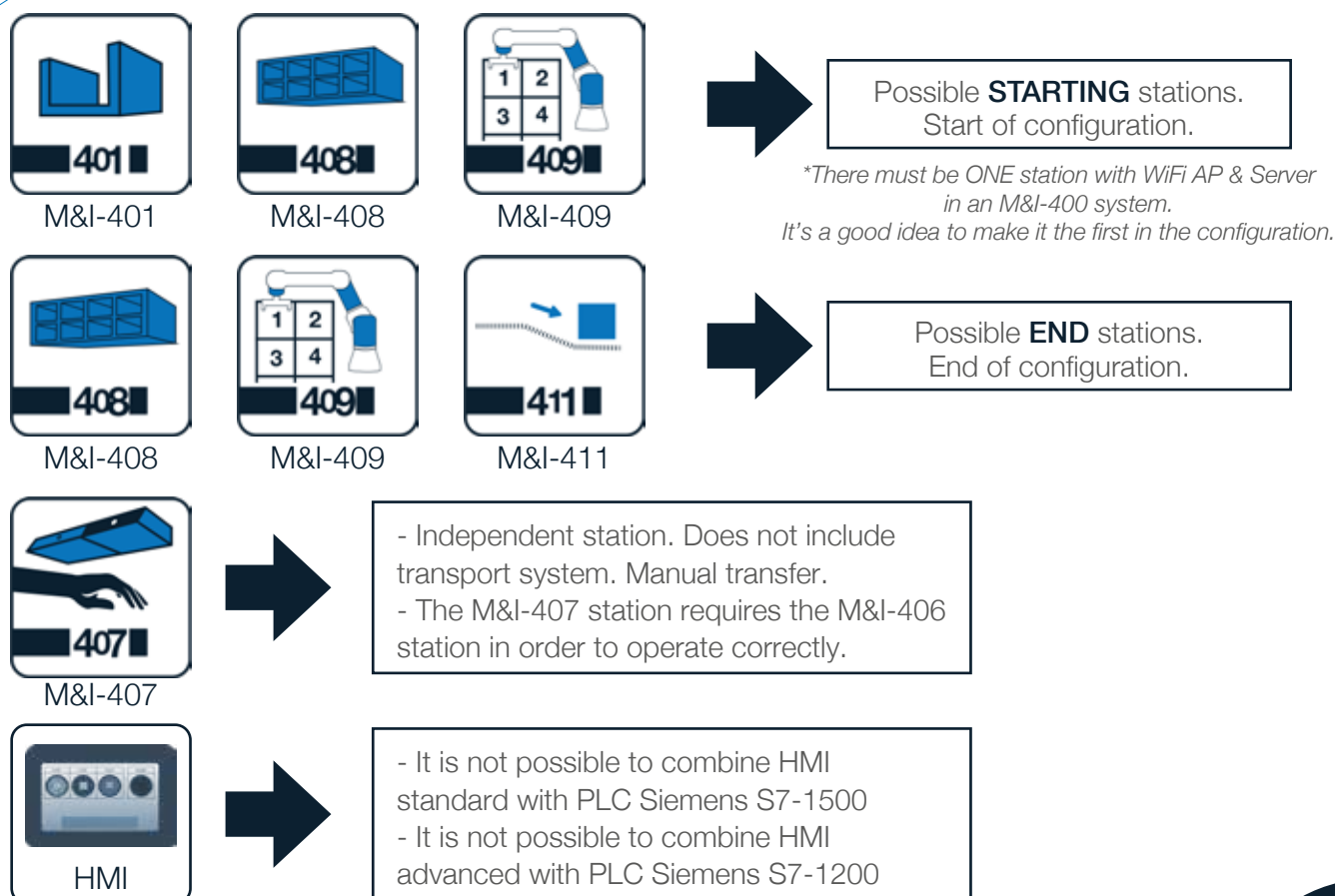
Find out more about the theory behind the technologies developed in M&I-400 with our eLEARNING-200 courses.

*\*See eLEARNING-200 catalogue.*

- Implementation and training

Consult our implementation and training service for the M&I-400 system.

## M&I-400 - Configuration considerations





INTERNATIONAL TRAINING














[www.smctraining.com](http://www.smctraining.com)

